RR KĀBEL

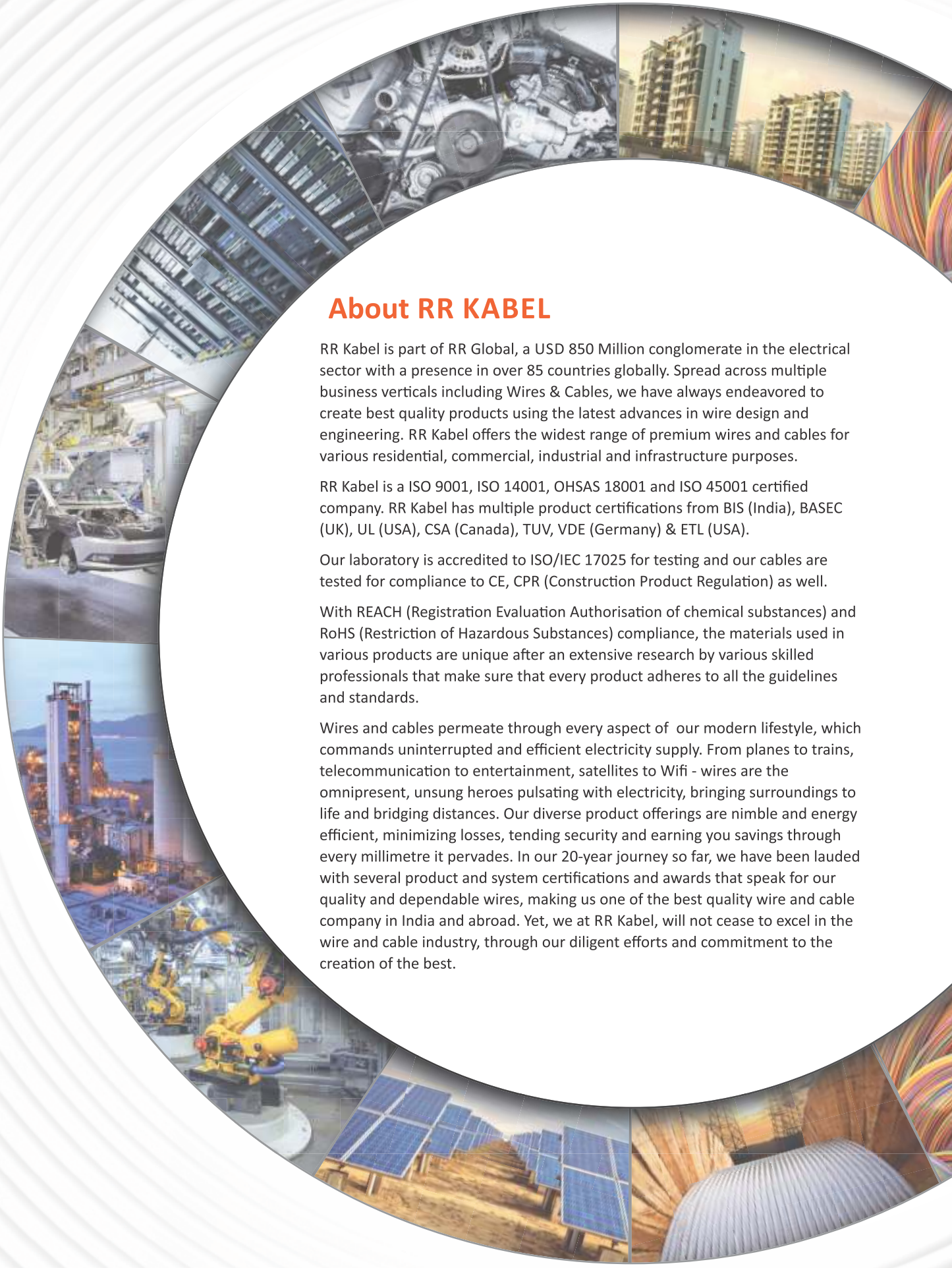

About RR KABEL

RR Kabel is part of RR Global, a USD 850 Million conglomerate in the electrical sector with a presence in over 85 countries globally. Spread across multiple business verticals including Wires & Cables, we have always endeavored to create best quality products using the latest advances in wire design and engineering. RR Kabel offers the widest range of premium wires and cables for various residential, commercial, industrial and infrastructure purposes.

RR Kabel is a ISO 9001, ISO 14001, OHSAS 18001 and ISO 45001 certified company. RR Kabel has multiple product certifications from BIS (India), BASEC (UK), UL (USA), CSA (Canada), TUV, VDE (Germany) & ETL (USA).

Our laboratory is accredited to ISO/IEC 17025 for testing and our cables are tested for compliance to CE, CPR (Construction Product Regulation) as well.

With REACH (Registration Evaluation Authorisation of chemical substances) and RoHS (Restriction of Hazardous Substances) compliance, the materials used in various products are unique after an extensive research by various skilled professionals that make sure that every product adheres to all the guidelines and standards.

Wires and cables permeate through every aspect of our modern lifestyle, which commands uninterrupted and efficient electricity supply. From planes to trains, telecommunication to entertainment, satellites to Wifi - wires are the omnipresent, unsung heroes pulsating with electricity, bringing surroundings to life and bridging distances. Our diverse product offerings are nimble and energy efficient, minimizing losses, tending security and earning you savings through every millimetre it pervades. In our 20-year journey so far, we have been lauded with several product and system certifications and awards that speak for our quality and dependable wires, making us one of the best quality wire and cable company in India and abroad. Yet, we at RR Kabel, will not cease to excel in the wire and cable industry, through our diligent efforts and commitment to the creation of the best.

INDEX

1.	PVC Insulated Building Wire (BSEN 50525-2-31)	1
2.	LSZH Building Wire (BSEN 50525-3-41)	3
3.	Panel Wire Single Flexible (BS 6231)	5
4.	LSZH Panel Wire Single Core Flexible (BSEN 50525-3-41)	7
5.	PVC Insulated PVC sheathed flexible cable (BSEN 50525-2-11)	9
6.	PVC Flexible with HRPVC (BSEN 50525-2-11)	12
7.	Power Cable (BS 5467)	14

PVC INSULATED BUILDING WIRE (BSEN 50525-2-31)

REACH I RoHS I CE

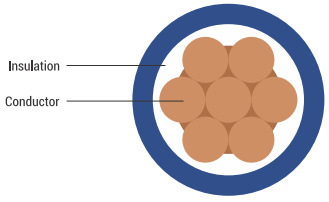

Application

The cables are suitable for power and lighting circuits and building wiring suitable for use in semi flush exposed conduits, embedded conduits and in closed installation ducts.

Standard

BS EN 50525-2-31. SABS 1507-2, SS 358 Part-3.

Technical Data

Voltage Rating : U_o / U - 450 / 750V
Harmonised Designation : 1.5 mm^2 to 630 mm^2 stranded class 2 - H07V-R
Temperature Range : -15°C to 70°C
Minimum Bending Radius
Upto 10 mm^2 : 3 X Overall Diameter.
16 & 25 mm^2 : 4 X Overall Diameter.
Above 25 mm^2 : 5 X Overall Diameter.

Cable Construction

Conductor : Plain annealed copper conductor 1.5 mm^2 to 630 mm^2 stranded class 2 complying with BS EN 60228, HD 383, IEC 60228
Insulation : PVC (Polyvinyl Chloride) compound type TI 1 complying with EN 50363-3, HD 21.1, IEC 60227-1, SABS 1411-2

Cable Design Parameters

Kindly complete the part numbers for these cables by adding the suffix (in place of 'xx') for the colour required:
02 - black, 03 - red, 04 - blue, 05 - yellow, 06 - green / yellow, 07 - white, 08 - violet, 09 - brown, 10 - orange, 11 - pink, 12 - grey.

Part Number	Nominal Cross Sectional Area (Sq. mm)	Nominal Insulation Thickness (mm)	Overall Diameter Lower Limit (mm)	Overall Diameter Upper Limit (mm)	Approx. Net Weight (kg/km)
01140101xx10	1.5	0.70	2.70	3.30	19
01140102xx10	2.5	0.80	3.30	4.00	33
01140103xx10	4	0.80	3.80	4.60	50
01140104xx10	6	0.80	4.30	5.20	74
01140105xx10	10	1.00	5.60	6.70	126
01140106xx10	16	1.00	6.40	7.80	184
01140107xx10	25	1.20	8.10	9.70	295
01140108xx10	35	1.20	9.00	10.90	375
01140109xx10	50	1.40	10.60	12.80	510
01140110xx10	70	1.40	12.10	14.60	710

Part Number	Nominal Cross Sectional Area (Sq. mm)	Nominal Insulation Thickness (mm)	Overall Diameter Lower Limit (mm)	Overall Diameter Upper Limit (mm)	Approx. Net Weight (kg/km)
01140111xx10	95	1.60	14.10	17.10	950
01140112xx10	120	1.60	15.60	18.80	1240
01140113xx10	150	1.80	17.30	20.90	1530
01140114xx10	185	2.00	19.30	23.30	1800
01140115xx10	240	2.20	22.00	26.60	2500
01140116xx10	300	2.40	24.50	29.60	2990
01140117xx10	400	2.60	27.50	33.20	3860
01140118xx10	500	2.80	30.50	36.90	4900
01140119xx10	630	2.80	34.00	41.10	6370

LSZH BUILDING WIRE (BSEN 50525-3-41)

REACH I RoHS I CE

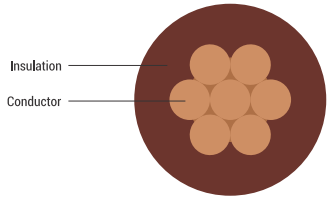

Application

The cables are suitable for conduit wiring , especially in installations where fire, smoke and toxic fumes create potential threat.

Standard

BS EN 50525-3-41.

Technical Data

Voltage Rating : U_o / U - 450 / 750V
Harmonized Code : 1.5 mm^2 to 630 mm^2 stranded class 2 - H07Z-R
Temperature Range : -15°C to 90°C
Minimum Bending Radius
Upto 10 mm^2 : 3 X Overall Diameter.
16 & 25 mm^2 : 4 X Overall Diameter.
Above 25 mm^2 : 5 X Overall Diameter.

Cable Construction

Conductor : Plain annealed copper conductor 1.5 mm^2 to 630 mm^2 stranded Cl. 2 complying with EN 60228
Insulation : LSZH (Low Smoke Zero Halogen) Type EI5 according to BS EN 50363-5

Cable Design Parameters

Kindly complete the part numbers for these cables by adding the suffix (in place of 'xx') for the colour required:
02 - black, 03 - red, 04 - blue, 05 - yellow, 06 - green / yellow, 07 - white, 08 - violet, 09 - brown, 10 - orange, 11 - pink, 12 - grey

Part Number	Nominal Cross Sectional Area (Sq. mm)	Nominal Insulation Thickness (mm)	Overall Diameter Lower Limit (mm)	Overall Diameter Upper Limit (mm)	Approx. Net Weight (kg/km)
01130101xx60	1.5	0.70	2.70	3.40	19
01130102xx60	2.5	0.80	3.30	4.10	33
01130103xx60	4	0.80	3.80	4.70	50
01130104xx60	6	0.80	4.30	5.40	74
01130105xx60	10	1.00	5.60	7.00	126
01130106xx60	16	1.00	6.40	8.00	184
01130107xx60	25	1.20	8.10	10.10	295
01130108xx60	35	1.20	9.00	11.30	375
01130109xx60	50	1.40	10.60	13.20	510
01130110xx60	70	1.40	12.10	15.10	710

Part Number	Nominal Cross Sectional Area (Sq. mm)	Nominal Insulation Thickness (mm)	Overall Diameter Lower Limit (mm)	Overall Diameter Upper Limit (mm)	Approx. Net Weight (kg/km)
01130111xx60	95	1.60	14.10	17.60	950
01130112xx60	120	1.60	15.60	19.40	1240
01130113xx60	150	1.80	17.30	21.60	1530
01130114xx60	185	2.00	19.30	24.10	1800
01130115xx60	240	2.20	22.00	27.50	2500
01130116xx60	300	2.40	24.50	30.60	2990
01130117xx60	400	2.60	27.50	34.30	3860
01130118xx60	500	2.80	30.50	38.20	4900
01130119xx60	630	2.80	34.00	42.50	6370

PANEL WIRE SINGLE FLEXIBLE (BS 6231)

REACH I RoHS I CE

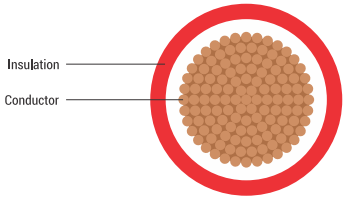

Application

High temperature, flame retardant cable designed for use in switch control, relay and instrumentation panels of power switchgear and for purposes such as internal connectors in rectifier equipment, motor starters and controllers.

Standard

BS6231 Type CK.

Technical Data

Voltage Rating : 600 / 1000V
Temperature Rating : 90°C (105°C for 15,000 hours)
Minimum Bending Radius :
Cable diameter ≤ 8 mm : 4 x outer diameter.
Approx. diameter > 8 to 12 mm: 5 x outer diameter.
Approx. diameter > 12 mm: 6 x outer diameter.
Test Voltage : 4000V

Construction

Conductor : Conductor Class 5 flexible plain/metal coated stranded according to EN 60228 cl. 5.
Insulation : PVC (Polyvinyl Chloride) TI3 to BS EN 50363-3.

Properties

PVC self-extinguishing and flame retardant according to EN 60332-1-2.

Cable Design Parameters

Kindly complete the part numbers for these cables by adding the suffix (in place of 'xx') for the colour required:
01 - green, 02 - black, 03 - red, 04 - blue, 05 - yellow, 06 - green/yellow, 07 - white, 08 - violet, 09 - brown, 10 - orange, 11 - pink, 12 - grey.
By adding the suffix (in place of 'c') for the conductor type required:
0 = Annealed Bare Copper (ABC), 1 = Annealed Tinned Copper (ATC).

Part Number	Nominal Cross Sectional Area (Sq. mm)	Nominal Thickness of Insulation (mm)	Mean Overall Diameter		Approx. Cable Weight (kg/km)
			Lower Limit (mm)	Upper Limit (mm)	
02060101xx3c	0.5	0.8	2.4	3.0	11
02060102xx3c	0.75	0.8	2.6	3.1	14
02060103xx3c	1	0.8	2.7	3.3	16
02060104xx3c	1.5	0.8	3.0	3.6	21
02060105xx3c	2.5	0.8	3.4	4.1	32
02060106xx3c	4	0.8	3.9	4.8	46
02060107xx3c	6	0.8	4.4	5.3	64

Part Number	Nominal Cross Sectional Area (Sq. mm)	Nominal Thickness of Insulation (mm)	Mean Overall Diameter		Approx. Cable Weight (kg/km)
			Lower Limit (mm)	Upper Limit (mm)	
02060108xx3c	10	1.0	5.7	7.2	109
02060109xx3c	16	1.0	6.7	9.0	166
02060110xx3c	25	1.2	8.4	11.5	256
02060111xx3c	35	1.2	9.7	12.5	352
02060112xx3c	50	1.4	11.5	15.4	501
02060113xx3c	70	1.4	13.2	17.5	692
02060114xx3c	95	1.6	15.1	19.2	914
02060115xx3c	120	1.6	16.7	21.2	1155
02060116xx3c	150	1.8	18.6	23.9	1441
02060117xx3c	185	2.0	20.6	25.9	1754
02060118xx3c	240	2.2	23.5	28.9	2305

LSZH PANEL WIRE SINGLE CORE FLEXIBLE (BSEN 50525-3-41)

REACH I RoHS I CE

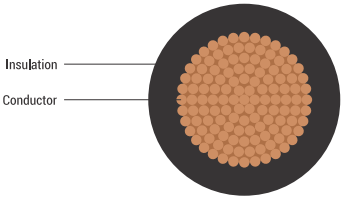

Application

Halogen-free single-core wires are used for installation in dry environments for wiring up lighting fixtures and units where valuable assets are to be protected from further damage resulting from fire. These cables may be installed on, in and beneath plaster, as well as in closed installation ducts. The direct operating voltages is permitted up to 900 V against ground when they are used in rail-coaches. For the inner wiring of switch boards and distributors these are to be used with an alternating nominal voltage up to 1000V or a direct voltage up to 750V against ground.

Standard

BS EN 50525-3-41.

Technical Data

Nominal Voltage : H05Z-K U_0 / U 300 / 500V, H07Z-K U_0 / U 450 / 750V

Harmonised Designation : 0.5 mm^2 to 1 mm^2 - H05Z-K, 1.5 mm^2 to 240 mm^2 - H07Z-K

Temperature Range : -15°C to +90°C

Minimum Bending Radius :

Cable diameter ≤ 8 mm : 4 x outer diameter

Approx. diameter > 8 to 12 mm : 5 x outer diameter

Approx. diameter > 12 mm : 6 x outer diameter

Test Voltage : 2500V

Cable Construction

Conductor Class 5 flexible plain/metal coated stranded according to EN 60228.

Insulation Polyolefin cross linked EI5 to EN 50363-5.

Tests

Smoke density to acc. to EN 61034-2.

Halogen free acc. to EN 50525-1, EN 60754-1.

Corrosivity acc. to EN 60754-2

Ozone resistant according to EN 60811-2-1.

Self-extinguishing and flame retardant according to EN 60332-1-2.

LSOH = Low Smoke Zero Halogen-Free.

Cable Design Parameters

Kindly complete the part numbers for these cables by adding the suffix (in place of 'xx') for the colour required:

01 - green, 02 - black, 03 - red, 04 - blue, 05 - yellow, 06 - green/yellow, 07 - white, 08 - violet, 09 - brown, 10 - orange, 11 - pink, 12 - grey.

By adding the suffix (in place of 'c') for the conductor type required:

0 = Annealed Bare Copper (ABC), 1= Annealed Tinned Copper (ATC).

	Part Number	Nominal Cross Sectional Area (Sq. mm)	Nominal Thickness of Insulation (mm)	Mean Overall Diameter		Approx. Cable Weight (kg/km)
				Lower Limit (mm)	Upper Limit (mm)	
H05Z-K	02040101xx6c	0.5	0.6	1.9	2.4	9
	02040102xx6c	0.75	0.6	2.1	2.6	12
	02040103xx6c	1	0.6	2.2	2.8	15
H07Z-K	02040104xx6c	1.5	0.7	2.8	3.5	21
	02040105xx6c	2.5	0.8	3.4	4.3	33
	02040106xx6c	4	0.8	3.9	4.9	47
	02040107xx6c	6	0.8	4.4	5.5	66
	02040108xx6c	10	1.0	5.7	7.1	112
	02040109xx6c	16	1.0	6.7	8.4	169
	02040110xx6c	25	1.2	8.4	10.6	260
	02040111xx6c	35	1.2	9.7	12.1	358
	02040112xx6c	50	1.4	11.5	14.4	509
	02040113xx6c	70	1.4	13.2	16.61	701
	02040114xx6c	95	1.6	15.1	18.8	925
	02040115xx6c	120	1.6	16.7	20.9	1168
	02040116xx6c	150	1.8	18.6	23.3	1456
	02040117xx6c	185	2.0	20.6	25.8	1773
	02040118xx6c	240	2.2	23.5	29.4	2329

PVC INSULATED PVC SHEATHED FLEXIBLE CABLE (BSEN 50525-2-11)

REACH I RoHS I CE

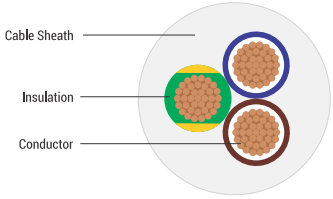

Application

For use in connections of household appliances, plant and machinery, wiring purposes and for manufacturing cords.

Standard

BS EN 50525-2-11, DIN EN 50525-2-11; VDE 0285-525-2-11, EN 50525-2-11.

Technical Data

Nominal Voltage : 300/500V (H05VV-F & H05VVH2-F); 300/300V (H03VV-F & H03VVH2-F)
Insulation Resistance : Min. 20 GΩ x cm
Temperature Range : Flexing -5°C to +70°C. Fixed Installation : -30°C to +70°C
Minimum Bending Radius: Flexing 7.5 x cable ø; Fixed installation 4 x cable ø
Test Voltage : 4000V
Breakdown Voltage : Min. 8000V

Cable Construction

Bare copper, fine wire conductors, as per EN 60228 Cl.5.
PVC core insulation TI2, to EN 50363-3.
Harmonised core colour to HD 308 (Refer Appendix Table No. 1-1).
Cores stranded in layers with optimal lay-length.
PVC outer sheath TM2, to EN 50363-4.1.

H05VV-F is also available in oil resistant variant as H05VV5-F.
The outer sheath provided here is of special PVC, TM5 to BS EN 50363-4.1.

Properties

PVC self-extinguishing and flame retardant according to EN 60332-1-2.
Please complete the part numbers for these cables by adding the suffix (in place of 'z') for the sheath colour required:
1 - black (RAL 9005), 3 - grey (RAL 7001), 5 - white (RAL 9010). For Oil Resistant sheath kindly add 'OR' after the part nos.

Cable Design Parameters

	Part Number	No. of Cores and Nominal Cross Sectional Area (Sq. mm)	Approx. Cable Diameter (mm)
H03VV-F	03030101021z	2 x 0.5	5.1
	03030102021z	2 x 0.75	5.5
	03030103021z	3 x 0.5	5.3
	03030104011z	3 G 0.5	5.3
	03030105021z	3 x 0.75	5.7
	03030106011z	3 G 0.75	5.7
	03030107021z	4 x 0.5	5.8

	Part Number	No. of Cores and Nominal Cross Sectional Area (Sq. mm)	Approx. Cable Diameter (mm)
	03030108011z	4 G 0.5	5.8
	03030109021z	4 x 0.75	6.3
	03030110011z	4 G 0.75	6.3
H03VVH2-F	03031111021z	2 x 0.5	5.1 x 3.2
	03031112021z	2 x 0.75	5.5 x 3.4
H05VVH2-F	03031113021z	2 x 0.75	6.3 x 4.0
	03031114021z	2 x 1	6.6 x 4.1
	03031115021z	2 x 1.5	7.7 x 4.7
H05VV-F	03030116021z	2 x 0.75	6.2
	03030117021z	2 x 1	6.4
	03030118021z	2 x 1.5	7.5
	03030119021z	2 x 2.5	9.1
	03030120021z	2 x 4	10.3
	03030121011z	3 G 0.75	6.6
	03030122021z	3 x 0.75	6.6
	03030123011z	3 G 1	6.9
	03030124021z	3 x 1	6.9
	03030125011z	3 G 1.5	8.1
	03030126021z	3 x 1.5	8.1
	03030127011z	3 G 2.5	9.7
	03030128021z	3 x 2.5	9.7
	03030129011z	3 G 4	11.2
	03030130021z	3 x 4	11.2
	03030131011z	4 G 0.75	7.1
	03030132021z	4 x 0.75	7.1
	03030133011z	4 G 1	7.5
	03030134021z	4 x 1	7.5
	03030135011z	4 G 1.5	9.1
	03030136021z	4 x 1.5	9.1
	03030137011z	4 G 2.5	10.7
	03030138021z	4 x 2.5	10.7
	03030139011z	4 G 4	12.2
	03030140021z	4 x 4	12.2
	03030141011z	5 G 0.75	8.0
	03030142021z	5 x 0.75	8.0
	03030143011z	5 G 1	8.4
	03030144021z	5 x 1	8.4

	Part Number	No. of Cores and Nominal Cross Sectional Area (Sq. mm)	Approx. Cable Diameter (mm)
	03030145011z	5 G 1.5	10.2
	03030146021z	5 x 1.5	10.2
	03030147011z	5 G 2.5	12.0
	03030148021z	5 x 2.5	12.0
	03030149011z	5 G 4	13.8
	03030150021z	5 x 4	13.8

Note :

*G = With green/yellow earth core
x = Without green/yellow earth core

Range Details

Cable Type	Size Range	
	BASEC	VDE
H03VVH2-F	-	0.50...0.75 mm² x 2C
H05VVH2-F	0.75 . . . . 1.5 mm² x 2C	0.75...1 mm² x 2C
H05VV-F	0.75...4 mm² x 2...5C	0.75...4 mm² x 2...3C

PVC FLEXIBLE WITH HRPVC (BSEN 50525-2-11)

REACH I RoHS I CE

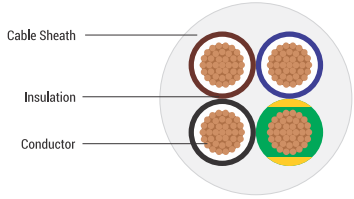

Application
For use in connections of household appliances and internal wiring purposes with high ambient temperatures and humid spaces

Standard
BS EN 50525-2-11.

Technical Data
Nominal Voltage : 300 / 500V (H05V2V2H2-F / H05V2V2-F); 300 / 300V (H03V2V2H2-F / H03V2V2-F)
Insulation Resistance : Min. 20 GΩ x cm
Temperature Range :
Flexing -5°C to +90°C
Fixed Installation -30°C to +90°C
Fixed Installation 5 x cable ø
Minimum Bending Radius : Flexing 7.5 x cable ø; Fixed installation 4 x cable ø
Test Voltage : 4000V
Breakdown Voltage : Min. 8000V

Cable Construction
Bare copper, fine wire conductors, as per EN 60228 Cl.5.
PVC core insulation TI3, to EN 50363-3.
Harmonised core colour to HD 308 (Refer Appendix Table No. 1-1).
Cores stranded in layers with optimal lay-length.
PVC outer sheath TM3, to EN 50363-4.1

Properties
PVC self-extinguishing and flame retardant according to EN 60332-1-2.

Cable Design Parameters
Please complete the part numbers for these cables by adding the suffix (in place of 'z') for the sheath colour required,
1 - black (RAL 9005), 3 - grey (RAL 7001), 5 - white (RAL 9010).

	Part Number	No. of Cores and Nominal Cross Sectional Area (Sq. mm)	Approx. Cable Diameter (mm)
H03V2V2-F	03050101023z	2 x 0.5	5.1
	03050102023z	2 x 0.75	5.5
	03050103023z	3 x 0.5	5.3
	03050104013z	3 G 0.5	5.3
	03050105023z	3 x 0.75	5.7
	03050106013z	3 G 0.75	5.7
	03050107023z	4 x 0.5	5.8
	03050108013z	4 G 0.5	5.8
	03050109023z	4 x 0.75	6.3
	03050110013z	4 G 0.75	6.3
H03V2 V2H2-F	03051111023z	2 x 0.5	5.1 x 3.2
	03051112023z	2 x 0.75	5.5 x 3.4

	Part Number	No. of Cores and Nominal Cross Sectional Area (Sq. mm)	Approx. Cable Diameter (mm)
H05V2V2H2-F	03051113023z	2 x 0.75	6.3 x 4.0
	03051114023z	2 x 1.0	6.6 x 4.1
	03051115023z	2 x 1.5	7.7 x 4.7
H05V2V2-F	03050116023z	2 x 0.75	6.2
	03050117023z	2 x 1.0	6.5
	03050118023z	2 x 1.5	7.5
	03050119023z	2 x 2.5	9.1
	03050120023z	2 x 4	10.3
	03050121023z	3 x 0.75	6.6
	03050122013z	3 G 0.75	6.6
	03050123023z	3 x 1.0	6.9
	03050124013z	3 G 1.0	6.9
	03050125023z	3 x 1.5	8.1
	03050126013z	3 G 1.5	8.1
	03050127023z	3 x 2.5	9.9
	03050128013z	3 G 2.5	9.9
	03050129023z	3 x 4	11.2
	03050130013z	3 G 4	11.2
	03050131023z	4 x 0.75	7.2
	03050132013z	4 G 0.75	7.2
	03050133023z	4 x 1.0	7.7
	03050134013z	4 G 1.0	7.7
	03050135023z	4 x 1.5	9.0
	03050136013z	4 G 1.5	9.0
	03050137023z	4 x 2.5	10.8
	03050138013z	4 G 2.5	10.8
	03050139023z	4 x 4	12.2
	03050140013z	4 G 4	12.2
	03050141023z	5 x 0.75	8.0
	03050142013z	5 G 0.75	8.0
	03050143023z	5 x 1.0	8.3
	03050144013z	5 G 1.0	8.3
	03050145023z	5 x 1.5	10.0
	03050146013z	5 G 1.5	10.0
	03050147023z	5 x 2.5	12.0
	03050148013z	5 G 2.5	12.0
	03050149023z	5 x 4	13.7
	03050150013z	5 G 4	13.7

Note :
*G = With green/yellow earth core
x = Without green/yellow earth core

POWER CABLE (BS 5467)

REACH I RoHS I CE

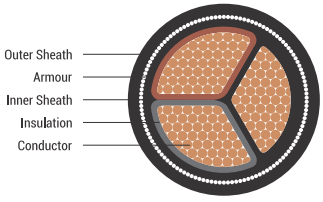

Application

Industrial wiring and mains distribution. Can be laid direct in the ground, or in ducts, clipped to surface, on trays or in free air. May be embedded in concrete.

Standard

BS 5467

Technical Data

Voltage Rating : 600/1000V
Minimum Bending Radius : 15 x Cable diameter
Maximum Conductor Temperature : 90°C

Cable Construction

Single, two, three, four and five core cables. Stranded plain copper conductors, XLPE insulated, cores laid up, extruded PVC bedding, galvanised steel wire armoured (Aluminium wires for single cores) and PVC sheathed.
Core colours:
Single core : Brown or blue.
Two core : Brown, blue.
Three core : Brown, black, grey.
Four core : Brown, black, grey, blue.
Five code : Brown, black, grey, green/yellow, blue.
(There is the option for core colour as per customer requirement).
Sheath Colour : Black (Other colour as per customer requirement)

Note : Where a conductor operates at a temperature exceeding 70°C it shall be ascertained that the equipment connected to the conductor is suitable for the conductor operating temperature (see regulation 512-1-2 of BS 7671, the 17th Edition of IEE Wiring Regulations).
Cables with reduced Flame Propagation and designs with alternative core identification are available to order.
Cables up to 1 x 300 Sq. mm, 2...4 x 400 Sq. mm BASEC Certified.

Cable Design Parameters

	Part Number	Nominal Cross Sectional Area (Sq. mm)	Insulation Thickness (mm)	Armour Wire Diameter (mm)	Approx. Dia. under Armour (mm)	Approx Overall Diameter (mm)	Approx Cable Weight (kg/km)	Maximum Resistance of Cable		Reactance at 50 Hz (Ω/km)	Impedance AC at 90°C (Ω/km)	Star Capacitance (μF/km)	Maximum Armour Resistance (Ω/km)
								DC at 20°C (Ω/km)	AC at 90°C (Ω/km)				
Single Core Aluminium Wire Armour	112600100050	50	1.0	0.9	12.7	17.5	800	0.387	0.4938	0.104	0.505	0.41	1.3
	112600100070	70	1.1	1.25	14.7	20.2	960	0.268	0.341	0.101	0.356	0.46	0.75
	112600100095	95	1.1	1.25	16.6	22.3	1240	0.193	0.2469	0.097	0.265	0.53	0.67
	112600100120	120	1.2	1.25	18.5	24.2	1510	0.153	0.1962	0.094	0.217	0.56	0.61
	112600100150	150	1.4	1.6	20.8	27.4	1900	0.124	0.1594	0.095	0.186	0.52	0.42
	112600100185	185	1.6	1.6	23.2	30.0	2320	0.0991	0.128	0.093	0.158	0.54	0.38
	112600100240	240	1.7	1.6	26.0	32.8	2930	0.0754	0.0985	0.09	0.134	0.59	0.34
	112600100300	300	1.8	1.6	28.6	35.6	3580	0.0601	0.0797	0.088	0.119	0.63	0.31

	Part Number	Nominal Cross Sectional Area (Sq. mm)	Insulation Thickness (mm)	Armour Wire Diameter (mm)	Approx. Dia. under Armour (mm)	Approx Overall Diameter (mm)	Approx Cable Weight (kg/km)	Maximum Resistance of Cable		Reactance at 50 Hz (Ω/km)	Impedance AC at 90°C (Ω/km)	Star Capacitance (μF/km)	Maximum Armour Resistance (Ω/km)
								DC at 20°C (Ω/km)	AC at 90°C (Ω/km)				
	112600100400	400	2.0	2	32.4	40.4	4600	0.047	0.0635	0.089	0.109	0.62	0.22
	112600100500	500	2.2	2	36.0	44.2	5770	0.0366	0.0513	0.087	0.101	0.66	0.2
	112600100630	630	2.4	2	40.4	48.8	7250	0.0283	0.0419	0.085	0.095	0.7	0.18
	112600100800	800	2.6	2.5	45.6	55.4	9381	0.0221	0.0349	0.087	0.094	0.85	0.13
	112600101000	1000	2.8	2.5	50.6	60.6	11540	0.0176	0.0303	0.085	0.09	0.87	0.12
Two Core Steel Wire Armour	112600201105	1.5	0.6	0.9	7. 3	12.1	302	12.1	15.428	0.104	15.428	0.23	10.2
	112600201205	2.5	0.7	0.9	8.5	13.6	346	7.41	9.448	0.101	9.449	0.25	8.8
	112600200004	4	0.7	0.9	9.4	14.7	410	4.61	5.878	0.099	5.879	0.27	7.9
	112600200006	6	0.7	0.9	10.5	15.9	499	3.08	3.927	0.094	3.928	0.3	7
	112600200010	10	0.7	0.9	12.3	18.0	648	1.83	2.333	0.093	2.335	0.32	6
	112600200016	16	0.7	1.25	14.3	20.4	978	1.15	1.466	0.088	1.469	0.35	3.7
	112600200025	25	0.9	1.25	14.7	20.4	1290	0.727	0.926	0.082	0.93	0.38	3.7
	112600200035	35	0.9	1.6	16.8	23.3	1500	0.524	0.6685	0.077	0.673	0.42	2.6
	112600200050	50	1.0	1.6	19.0	25.8	1890	0.387	0.494	0.076	0.5	0.45	2.3
	112600200070	70	1.1	1.6	22.0	29.0	2450	0.268	0.3412	0.075	0.349	0.49	2
	112600200095	95	1.1	2	25.1	33.1	3300	0.193	0.2471	0.074	0.258	0.55	1.4
	112600200120	120	1.2	2	27.9	36.1	4020	0.153	0.1964	0.072	0.209	0.57	1.3
	112600200150	150	1.4	2	30.9	39.3	4750	0.124	0.1597	0.073	0.176	0.57	1,20
	112600200185	185	1.6	2.5	34.9	44.7	6180	0.0991	0.1284	0.073	0.148	0.55	0.82
	112600200240	240	1.7	2.5	39.0	49.0	7570	0.0754	0.0989	0.072	0.122	0.6	0.73
	112600200300	300	1.8	2.5	43.3	53.5	9180	0.0601	0.0801	0.072	0.107	0.62	0.67
	112600200400	400	2.0	2.5	48.4	59.0	10500	0.047	0.0641	0.071	0.096	0.64	0.59
Three Core Steel Wire Armour	112600301105	1.5	0.6	0.9	7.8	12.6	330	12.1	15.428	0.104	15.428	0.23	9.5
	112600301205	2.5	0.7	0.9	9.2	14.1	390	7.41	9.448	0.101	9.449	0.25	8.2
	112600300004	4	0.7	0.9	10.0	15.3	464	4.61	5.878	0.099	5.879	0.27	7.5
	112600300006	6	0.7	0.9	11.2	16.6	568	3.08	3.927	0.094	3.928	0.3	6.7
	112600300010	10	0.7	1.25	13.1	19.5	866	1.83	2.333	0.093	2.335	0.32	4
	112600300016	16	0.7	1.25	15.3	21.6	1152	1.15	1.466	0.088	1.469	0.35	3.5
	112600300025	25	0.9	1.6	18.9	25.5	1800	0.727	0.926	0.082	0.93	0.37	2.5
	112600300035	35	0.9	1.6	21.3	28.0	2230	0.524	0.6685	0.077	0.673	0.42	2.3
	112600300050	50	1.0	1.6	21.7	28.5	2490	0.3870	0.494	0.076	0.5	0.45	2
	112600300070	70	1.1	1.6	25.2	32.2	3290	0.268	0.3412	0.075	0.349	0.49	1.8
	112600300095	95	1.1	2	28.8	37.0	4440	0.193	0.2471	0.074	0.258	0.55	1.3
	112600300120	120	1.2	2	32.0	40.4	5470	0.153	0.1964	0.072	0.209	0.57	1.2
	112600300150	150	1.4	2.5	35.9	45.5	6930	0.124	0.1597	0.073	0.176	0.55	0.78
	112600300185	185	1.6	2.5	40.0	49.8	8350	0.0991	0.1284	0.073	0.148	0.55	0.71
	112600300240	240	1.7	2.5	44.9	55.1	10400	0.0754	0.0989	0.072	0.122	0.6	0.63
	112600300300	300	1.8	2.5	49.8	60.2	12600	0.0601	0.0801	0.072	0.107	0.62	0.58
	112600300400	400	2.0	2.5	55.8	66.6	14600	0.047	0.0641	0.071	0.096	0.64	0.52

	Part Number	Nominal Cross Sectional Area (Sq. mm)	Insulation Thickness (mm)	Armour Wire Diameter (mm)	Approx. Dia. under Armour (mm)	Approx Overall Diameter (mm)	Approx Cable Weight (kg/km)	Maximum Resistance of Cable		Reactance at 50 Hz (Ω/km)	Impedance AC at 90°C (Ω/km)	Star Capacitance (μF/km)	Maximum Armour Resistance (Ω/km)
								DC at 20°C (Ω/km)	AC at 90°C (Ω/km)				
Four Core Steel Wire Armour	112600401105	1.5	0.6	0.9	8.5	13.5	365	12.1	15.428	0.104	15.428	0.23	8.8
	112600401205	2.5	0.7	0.9	9.9	15.0	438	7.41	9.448	0.101	9.449	0.25	7.7
	112600400004	4	0.7	0.9	11.0	16.4	532	4.61	5.878	0.099	5.879	0.27	6.8
	112600400006	6	0.7	1.25	12.3	18.7	764	3.08	3.927	0.094	3.928	0.3	4.3
	112600400010	10	0.7	1.25	14.5	21.1	1013	1.83	2.333	0.093	2.336	0.32	3.7
	112600400016	16	0.7	1.25	17.0	22.9	1360	1.15	1.466	0.088	1.469	0.35	3.1
	112600400025	25	0.9	1.6	21.0	27.6	2160	0.727	0.926	0.082	0.93	0.37	2.3
	112600400035	35	0.9	1.6	23.6	30.4	2690	0.524	0.6685	0.077	0.673	0.42	2.0
	112600400050	50	1.0	1.6	25.0	32.0	3130	0.387	0.494	0.076	0.5	0.45	1.8
	112600400070	70	1.1	2	29.5	37.7	4500	0.268	0.3412	0.075	0.349	0.48	1.2
	112600400095	95	1.1	2	33.3	41.7	5600	0.193	0.2471	0.074	0.258	0.55	1.1
	112600400120	120	1.2	2.5	37.5	47.1	7400	0.153	0.1964	0.072	0.209	0.55	0.76
	112600400150	150	1.4	2.5	41.6	51.4	8780	0.124	0.1597	0.073	0.176	0.55	0.68
	112600400185	185	1.6	2.5	46.4	56.6	10630	0.0991	0.1284	0.073	0.148	0.55	0.61
	112600400240	240	1.7	2.5	52.6	63.0	13390	0.0754	0.0989	0.072	0.122	0.58	0.54
	112600400300	300	1.8	2.5	58.0	68.8	16290	0.0601	0.0801	0.072	0.107	0.62	0.49
	112600400400	400	2.0	3.15	65.4	78.1	19800	0.047	0.0641	0.071	0.096	0.63	0.35
Five Core Steel Wire Armour	112600501105	1.5	0.6	0.9	9.7	14.3	410	12.1	15.428	0.104	15.428	0.23	8.2
	112600501205	2.5	0.7	0.9	11.7	16.3	470	7.41	9.448	0.101	9.449	0.25	6.8
	112600500004	4	0.7	0.9	13.0	17.8	710	4.61	5.878	0.099	5.879	0.27	6.2
	112600500006	6	0.7	1.25	14.5	20.0	876	3.08	3.927	0.094	3.928	0.3	3.9
	112600500010	10	0.7	1.25	17.2	22.9	1165	1.83	2.333	0.093	2.336	0.32	3.4
	112600500016	16	0.7	1.6	20.0	26.6	1742	1.15	1.466	0.088	1.469	0.35	2.2
	112600500025	25	0.9	1.6	24.7	31.5	2323	0.727	0.926	0.082	0.93	0.37	1.8
	112600500035	35	0.9	1.6	27.8	34.8	2932	0.524	0.6685	0.077	0.673	0.42	1.6
	112600500050	50	1.0	2	32.4	40.4	4192	0.387	0.494	0.076	0.5	0.45	1.1
	112600500070	70	1.1	2	37.9	46.3	5336	0.268	0.3412	0.075	0.349	0.48	0.9

MULTICORE CONTROL CABLE STANDARD : BS 5467

Application

Industrial wiring for remote control and telemetry circuits etc. Can be laid direct in the ground, or in ducts, clipped to surface, on trays or in free air. May be embedded in concrete.

Technical Data

Voltage Rating : 600 / 1000V

Cable Construction

Multicore Cables : Stranded plain copper conductors, XLPE insulated, cores laid up, extruded PVC bedding, galvanised steel wire armoured and PVC sheathed

Core Colours : White with black numerals

Sheath Colour : Black. (Other Colour As per customer requirement)

Minimum Bending Radius : 12 x Cable Diameter

Maximum Conductor Temperature : 90°C

Note: Where a conductor operates at a temperature exceeding 70°C it shall be ascertained that the equipment connected to the conductor is suitable for the conduct or operating temperature (see regulation 512 - 1 - 2 of BS 7671, the 17th Edition of IEE Wiring Regulations).

BASEC Certified up to and including 48 x 4 Sq. mm.

Cable Design Parameters

Part Number	Number of Cores	Nominal Cross Sectional Area (Sq. mm)	Approx. Diameter Under Armour (mm)	Approx. Diameter Over Armour (mm)	Approx. Overall Diameter (mm)	Approx. Net Weight (kg/km)
112600701105	7	1.5	10.2	12.1	15.2	470
112600701205	7	2.5	12.3	14.1	17.1	600
112600700004	7	4	14.0	16.5	19.7	890
112601201105	12	1.5	13.7	16.2	19.4	780
112601201205	12	2.5	16.3	18.8	22.4	1000
112601200004	12	4	19.1	22.2	25.7	1410
112601901105	19	1.5	16.2	18.7	22.2	1000
112601901205	19	2.5	19.9	23.1	26.6	1540
112601900004	19	4	22.5	25.7	29.3	1830
112602701105	27	1.5	20.0	23.2	26.7	1500
112602701205	27	2.5	24.0	27.2	30.7	1950
112602700004	27	4	27.5	30.7	34.4	2500
112603701105	37	1.5	22.3	25.5	29.0	1800
112603701205	37	2.5	26.9	30.1	33.8	2350
112603700004	37	4	31.0	35.0	39.2	3100
112604801105	48	1.5	25.4	28.6	32.7	2050
112604801205	48	2.5	31.0	35.0	39.3	3100
112604800004	48	4	35.3	39.3	44.1	4100

GLOBAL

2903, 2904, 2905 & 2906, Iris Bay, Happiness Street, Business Bay, Dubai, UAE.
T : +971-4-330 3466 • **F :** +971-4-3301533 • **E :** salesadmin@me-rrglobal.com

Ram Ratna House, Oasis Complex, P. B. Marg, Worli, Mumbai - 400 013.
T : +91 - 22 - 2494 9009 / 2492 4144 • **F :** +91 - 22 - 2491 2586 • **E :** mumbai.rrkabel@rrglobal.com

www.rrglobal.com

The technical data mentioned in the book has been derived to have the best productin place. Having known that innovation has always been the base for R R Kabel products, the technical data would vary from time to time. Hence, current details should always be checked with R R Kabel for accuracy.

REACH = Registration, Evaluation, Authorisation and Restriction of Chemicals
RoHS = Restriction of Hazardous Substances | **CE** = Conformite Europeenne

CC/0420/RRKL-TDB/24PG/INTL/ME